

■ Technical features

• SL 200 Instrument

Solar irrigation measuring range.....	from 1 W/m ² to 1300 W/m ²
Energetic exposure measuring range.....	from 1 Wh/m ² to 500 kWh/m ²
Frequency of the measure.....	2 / s
Accuracy.....	5% of measurement
Calculation frequency (W/m ²).....	1 / min (average on 60 seconds)
Storage capacity.....	31 days, 44640 saved recording points
Fast datas download.....	1000 values/second
Detection.....	out of range and sensor default
Operating temperature.....	from -10°C to +50°C
Storage temperature.....	from -10°C to +55°C
Package dimensions.....	58 x 120 x 33 mm
Autonomy.....	more than 72 hours in continuous mode Unlimited with power supply adapter
Power supply.....	3 LR3-AAA batteries
Electronic.....	Digital
Electronic card.....	Varnish
Conformity.....	in accordance with RoHS directives



• Solar cell

Spectral response.....	from 400 to 1100 nm
Nominal sensitivity.....	100mv for 1000W/m ² *
Response in cosine.....	corrected until 80°
Coefficient in temperature.....	+0.1% /°C
Effective area.....	1 cm ²
Operating temperature.....	from -30°C to +60°C
Humidity dependence.....	100% RH
UV performance.....	excellent (PMMA filter)
Mode.....	photovoltaic
Material.....	polycrystallin silicon
Front face.....	translucent PMMA
Tightness.....	Polyurethane resin and housing in PMMA and polyacetol
Cell weight.....	2.1 oz
Cell dimensions.....	30 x 32 mm
Cable length.....	4.1 ft (can be unplugged)

* SL200 is supplied with a calibration certificate in reference to the WRR (World Radiometric Reference).

** Timed : duration of dataset is expressed in DD/HH/MM/SS



The portable autonomous solarimeter measures the solar irrigation for the control of photovoltaic and thermal installations on test or on site:

- **Measurement and spot check of the solar irrigation in W/m²**
(instantaneous, average, time-recording, min/max values, hold function)
- **Calculation of the energetic exposure in Wh/m²**
during the timed measures campaign*
- **Storage and saving of average values**
of power and updating the energetic exposure calculation every minutes
- **Recorded data can be read on the display, and the graphic function allows a fast interpretation of the measure file**


■ SL 200

- Easy to use, for immediate informations
- Evaluation of the produced electric powers, optimum orientation of solar panels and performances follow-up.
- Analysis of sunshine on site, on short and long-term period.
- Choice and determination of the thermal or photovoltaic generators features
- Storage and saving of average values of power; update of energetic exposure calculation every minute
- Easy use of data stored in memory,
- Reading and graphical approximation of data by 24 hours via transfer data software.

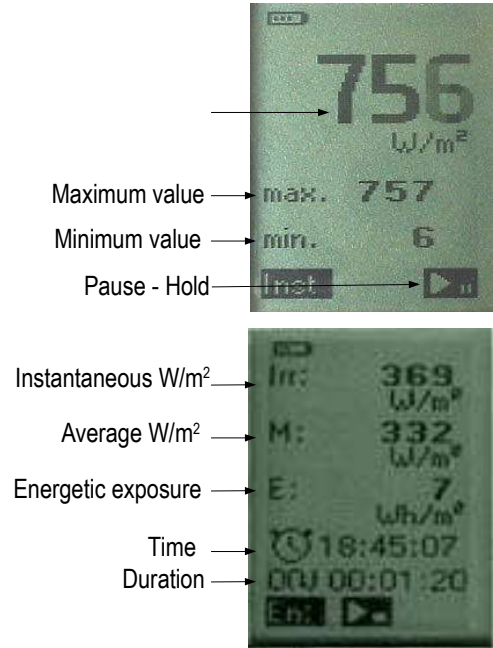


For the QualiSOL,
QualiPV certificated
professionals,
the office control for
the Guarantee of
Solar Result

■ Presentation



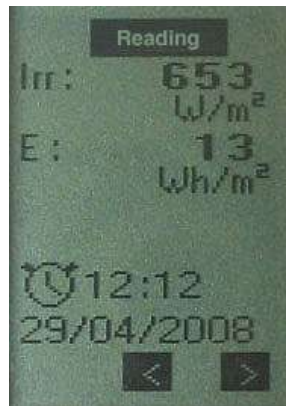
1. Measurement



2. Reading



Global values



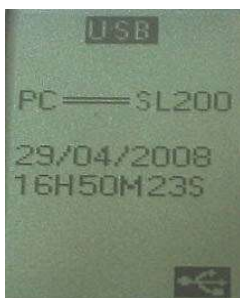
Time-recorded stored values



Graphic display 00H /24H

Scrolling of the successive graphs 00H-24H

3. Transfer



E Instruments International LLC
 172 Middletown Blvd - Suite B201
 Langhorne, PA 19047
 Tel.: 215 750 1212
 Fax: 215 750 1399
 E-mail: Info@E-Inst.com
 Web: www.E-Inst.com

Distributed by: